



VIDEOS CAN BE ACCESSED AT  
[EXPONENTIAL.ORG/MORE](https://www.exponential.org/more)



## MADE TO BE MORE

### SCRIPTURE: EPHESIANS 2

#### **Ephesians 2:8-10**

*"For it is by grace you have been saved, through faith - and this is not from yourselves, it is the gift of God - not by works, so that no one can boast. For we are God's handiwork, created in Christ Jesus to do good works, which God prepared in advance for us to do."*

### **MOVE #2: INVESTIGATE THE DESIGN**

### **SHIFT #2: FROM MORE VOLUNTEERS ... TO MORE MASTERPIECES**

### **BIG IDEA: THE CHURCH IS MADE TO BE MORE.**

A core commitment of the local church is to help disciples investigate their masterpiece: their personal calling to a one-of-a-kind Masterpiece Mission for More. Every disciple is a unique, handcrafted-by-God vessel for expressing the fullness of Jesus into every corner of culture and into every sphere of society.

**Pathway:** This lesson consists of approximately one hour of advance preparation work for team members and a 75 to 90-minute interactive group gathering.





# LESSON 02

*MADE TO BE MORE*

## PREPARATION BEFORE TEAM GATHERING

- Read Ephesians 2 and answer reflection questions. (10 minutes)
- Watch Video #4 – Rob Wegner and D.A. Horton on Ephesians 2 (25 minutes) and fill in the answers below.
- Watch Video #5 – Case Study of Westside Family Church (10 minutes) and write down at least one observation that captured your thinking.
- Read Lesson 2 and complete the discussion questions. (25 minutes)- Reflect on and answer the Introduction Discussion Questions.
  - Complete the questions in the church, team and personal assessment sections. These questions will be used for a rich conversation among team members during the team gathering. Be sure to invest time working through these assessment questions.
- Prayer – Spend some time praying that God will unify your team around a shared vision for seeing and mobilizing volunteers differently.

## TEAM GATHERING

- Read Ephesians 2 together. (5 minutes)
- Discuss Introduction questions. (10 minutes)
- Watch Video #6 together – Léonce Crump. (25 minutes)
- Discuss Video #6 and Key Paradigm Thoughts. (10 minutes)
- Team Perspective and Assessment – Discuss assessment questions. (20 minutes)
- Shift #2 discussion and action. (15 minutes)
- Preview Lesson 3 expectations and prayer. (5 minutes)



*INDIVIDUAL*

**PREPARATION** ▶





# LESSON 02

*INDIVIDUAL PREP*

## READ EPHESIANS 2 AND REFLECT

**10 MINUTES**

1. Read Ephesians 2. Like the previous lesson, pretend you've never experienced church and that what you read in Ephesians 2 is your first and only exposure to the characteristics of church. What conclusions or assumptions would you make about church?
  
2. Read Ephesians 2:10 again. Is this a promise for the church or for each individual believer?
  
3. What are the stewardship implications to each person being a masterpiece of God with a unique set of good deeds to accomplish?
  
4. What, in particular, about the passage convicted you personally about something in your life and leadership?



**MADE FOR MORE**

---



# LESSON 02

MADE TO BE MORE

**ROB WEGNER AND D.A. HORTON  
ON EPHESIANS 2**

**25 MINUTES**

**COMPLETE THE FOLLOWING AS YOU WATCH VIDEO #4**

**Ephesians 2:8-10**

*“For it is by grace you have been saved, through faith - and this is not from yourselves, it is the gift of God - not by works, so that no one can boast. For we are God’s handiwork, created in Christ Jesus to do good works, which God prepared in advance for us to do.”*

**ROB WEGNER ON EPHESIANS 2**

In Christ it is DONE, so we don’t have to \_\_\_\_\_ it.

Because it is done, we can now \_\_\_\_\_ by GRACE  
the MORE we are CALLED TO!

We aren’t just saved \_\_\_\_\_ something.

We are saved \_\_\_\_\_ something.

We are God’s \_\_\_\_\_.

**Ephesians 2:10**

*“For we are God’s masterpiece. He has created us anew in Christ Jesus, so we can do the good things he planned for us long ago.”*

If we are going to see every nook and cranny of society filled with the fullness of Jesus, my responsibility as a leader is to help every disciple discover his or her one-of-a-kind Masterpiece Mission. It is the multiplication of these Masterpiece Missions that will create a beautiful mosaic to fill every corner of society with the fullness of Jesus.



**MADE FOR MORE**



# LESSON 02

INDIVIDUAL PREP

## **MOVE #2: INVESTIGATE THE DESIGN**

**BIG IDEA: THE CHURCH IS MADE \_\_\_\_\_ MORE.**

This begins with every disciple of Jesus investigating his or her \_\_\_\_\_: how he or she is uniquely designed and called to one-of-a-kind Mission for More. All of us are vessels for carrying the fullness of Jesus to every nook and cranny of society.

### **MISHAPS IN MOBILIZATION: D.A. HORTON**

**P** \_\_\_\_\_

Paternalism creates dependency and \_\_\_\_\_.

**R** \_\_\_\_\_

Simplifying mobilization to the \_\_\_\_\_ needs of the body

Therefore, it devalues the \_\_\_\_\_ of God.

**I** \_\_\_\_\_

Insecurity is when we are threatened by \_\_\_\_\_ members.

**D** \_\_\_\_\_

The \_\_\_\_\_ and \_\_\_\_\_ distance between leadership, middle management and the laity.

**E** \_\_\_\_\_

When there is not community, people will feel like a \_\_\_\_\_.



**MADE FOR MORE**



# LESSON 02

MADE TO BE MORE

## CASE STUDY OF WESTSIDE FAMILY CHURCH

**MINUTES**  
**WATCH VIDEO #5**

15

*In this video, you'll get to see how Westside Family Church is applying Move #2, Investigating the Design of More.*

### OBSERVATIONS:

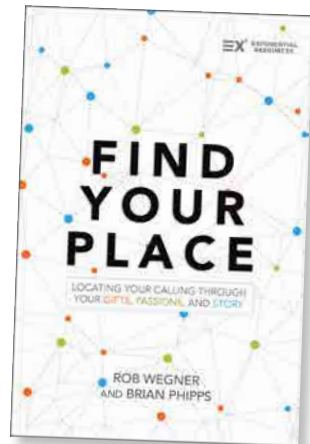
Highlight at least one observation that really grabbed your attention from the video.

The G.P.S. personal calling discovery and deployment processed featured in this video will be available through the next book in the Exponential series, ***Find Your Place: Locating Your Calling Through Gifts, Passions and Story*** by Rob Wegner and Brian Phipps.

**Release date:** March 2019 at The Exponential Conference in Orlando, Florida.

In addition, a companion kit including:

- ... a weekend sermon series,
- ... small group materials,
- ... an online assessment for GPS with batch reporting of all church members within a congregation,
- ... an implementation guide for church leaders and
- ... a 30-minute coaching session with one of the authors will be available via the Find Your Place website and app at the time of the book's release. For more information now contact [info@disciplemade.com](mailto:info@disciplemade.com)



**MADE FOR MORE**





# LESSON 02

## INDIVIDUAL PREP

### READ LESSON 2, REFLECT AND PRAY

**25 MINUTES**

Review the Lesson 2 content from the past few pages (The Key Verses, the Move, the Shift, the Big Idea, your Notes from Ephesians and the Teaching Video Notes) and complete the following:

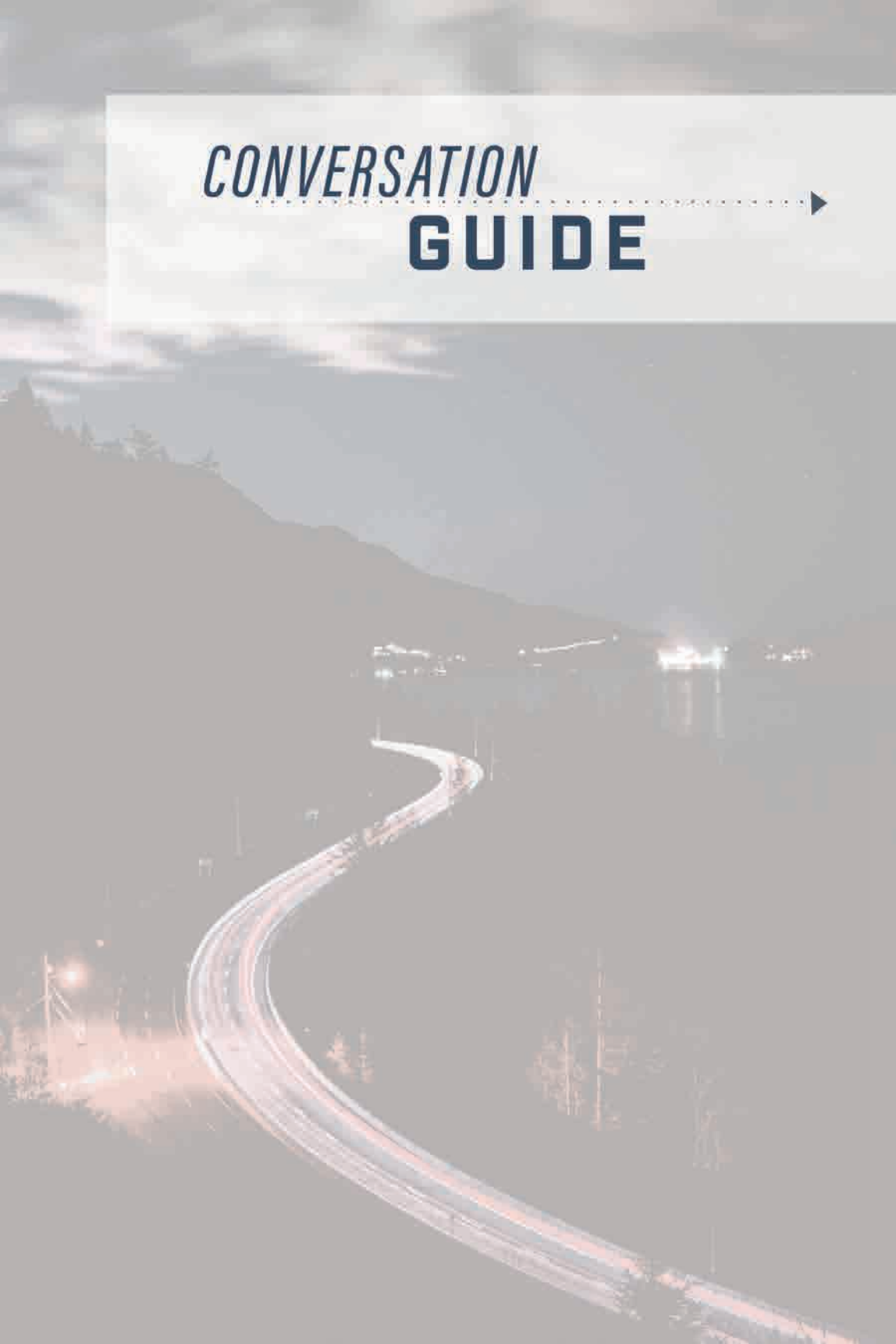
1. What stood out to you from the Lesson 2 reading material and videos? Why?
2. Flip forward to the Conversation Guide section, and review the questions in the church and team assessment inside the lesson. These questions will be used for deeper conversations among team members during the team gathering. Be sure to invest time reflecting on these assessment questions.
3. Personal Reflection: How well do I know my own Masterpiece Mission?
4. Personal Reflection: To what degree am I living out my Masterpiece Mission?
5. Personal Reflection: How well am I doing at revealing the fullness of Jesus where I live, work, study and play?
6. Spend some time praying that God will reveal needed changes in you, your team and your church. Pray that the upcoming gathering with your team will be transformational.



**MADE FOR MORE**

---

# *CONVERSATION* GUIDE





# LESSON 02

## CONVERSATION GUIDE

### INTRODUCTION AND REFLECTION

**20 MINUTES**

#### **Ephesians 2:8-10**

*"For it is by grace you have been saved, through faith - and this is not from yourselves, it is the gift of God - not by works, so that no one can boast. For we are God's handiwork, created in Christ Jesus to do good works, which God prepared in advance for us to do."*

### **MOVE #2: INVESTIGATE THE DESIGN**

#### **SHIFT #2: FROM MORE VOLUNTEERS ... TO MORE MASTERPIECES**

#### **BIG IDEA: THE CHURCH IS MADE TO BE MORE.**

A core commitment of the local church is to help disciples investigate their masterpiece: their personal calling to a one-of-a-kind Masterpiece Mission for More. Every disciple is a unique, handcrafted-by-God vessel for expressing the fullness of Jesus into every corner of culture and into every sphere of society.

The discussions in this study will be rich and fruitful. Stay mindful of the time as each question is only allotted 3 to 4 minutes. Fully engage the interaction with your team, but be careful not to dominate the conversation. Seek first to listen, allowing others to share their thoughts. Let your thinking be stimulated, but don't feel like the tension in every question needs to be relieved.

### **DISCUSSION QUESTIONS**

1. Read Ephesians 2:10 together. Is this a promise for the church at large or for each follower of Jesus?



**MADE FOR MORE**



## LESSON 02

*MADE TO BE MORE*

2. Ephesians 2:10 is said to be the promise of a “sweet spot of personal calling.” Every sweet spot in nature (and there are thousands) has a design, a purpose and a position. The intersection of these three dimensions is a sweet spot. People also have sweet spots of personal calling. We ask, “Who am I created to BE?” (a design question), “What am I made to DO?” (a purpose question), and “Where am I to GO to do it?” (a position question).

How does Ephesians 2:10 reflect these three dimensions of BE-DO-GO?


3. Every follower of Jesus is made to BE the unique masterpiece God designed them to be within the context of a healthy, biblical community of faith. If you were turning Ephesians 2:10 into a mission statement for mobilizing people in your church, how would you word it?
4. What stood out to you from the Lesson 2 reading, reflection questions and videos? Why?

**LÉONCE CRUMP-MADE TO BE MORE**  
*WATCH VIDEO #6 TOGETHER AS A TEAM.*

**30 MINUTES**



**MADE FOR MORE**



# LESSON 02

## CONVERSATION GUIDE

### **RETHINKING OUR PARADIGM** **INVESTIGATING THE DESIGN OF MORE**

**15 MINUTES**

After watching Video #6, read through the Key Paradigm Thoughts below as a team. Then, spend time talking through the Discussion Questions as a team.

Remember, a paradigm is what you think before you think about it. We'll never experience lasting change without examining those thoughts and allowing the Word and the Spirit to transform our assumptions.

Here are some key paradigm shifting ideas from Léonce Crump's talk Listen closely as we read these through.

#### **KEY PARADIGM THOUGHT** **THINK "FOR THEM," NOT, "FROM THEM."**

When you think of what you want for people, how they serve your end becomes secondary to who they are becoming in Christ, the people they are meant to be.

#### **KEY PARADIGM THOUGHT** **DISTINGUISH DISCIPLESHIP FROM DEVELOPMENT.**

Discipleship is helping them develop their character to become like Christ. Development is helping them discover their calling and living it out.

#### **KEY PARADIGM THOUGHT** **DISTINGUISH BIBLE KNOWLEDGE FROM A BIBLICAL WORLDVIEW.**

Instead of just giving people Bible knowledge, equip them to let the Bible inform the way they see all things and function in the world.



**MADE FOR MORE**



# LESSON 02

*MADE TO BE MORE*

## **KEY PARADIGM THOUGHT**

**SURFACE MINISTRY BOTTOM-UP, DON'T JUST PROGRAM MINISTRY TOP-DOWN.**

“Encourage people to surface ministry for which you can equip them,” versus “Developing ministries for which you must fill roles.”

## **KEY PARADIGM THOUGHT**

**PREACH THE WHOLE GOSPEL.**

“The Gospel is not a message of personal salvation but the total cosmic reorienting of all things!”

## **KEY PARADIGM THOUGHT**

**AUDACIOUS KINGDOM VISION**

Have a vision so audacious that it pushes beyond the needs of “Running The Church,” towards the dream of fulfilling “God’s Kingdom Mission.”

## **DISCUSSION QUESTIONS FROM LÉONCE CRUMP’S VIDEO**

1. What challenged and confronted you the most?

2. What encouraged and comforted you the most?

3. What tensions are you feeling? Why?



**MADE FOR MORE**

---



# LESSON 02

## CONVERSATION GUIDE

### TEAM PERSPECTIVE

20 MINUTES

#### MOVE #2: INVESTIGATE THE DESIGN

#### TEAM NOTES

Have someone on your team continue the “official set of notes” with your answers to the questions in this section and in the subsequent “Shift Section”. Continue to build a comprehensive set of team notes for use in Lesson 7.

### BIG IDEA: JESUS IS MORE! THE CHURCH IS MADE FOR MORE! THE CHURCH IS MADE TO BE MORE!

*“Forward movement is not helpful if what is needed is a change of direction.”- David Fleming*

*“You can’t depend on your eyes when your imagination is out of focus.” - Mark Twain*

In this journey, we need the imagination to see beyond our current location and to be willing to question our current direction. Like the disciples on the walk to Emmaus, we can easily be blinded by preconceived notions that keep us from “seeing” how Jesus is at work right in front of us. It wasn’t until Jesus “acted as if He was going on,” that those disciples got desperate and begged him to break bread with them. At that moment, at the breaking of the bread, “their eyes were opened.” (Luke 24)

In each part of the following team conversation, you are asked to look at your context but in a new way. Although two approaches will be presented as contrasts, *we fully acknowledge and celebrate the need for both!* However, we’re asking you to consider: “Do you embrace both approaches? Is it balanced? Are you biased to one approach?” The dynamic tension we are creating is not an attack, but an opportunity to see something new.



MADE FOR MORE



# LESSON 02

MADE TO BE MORE

## CHURCH ASSESSMENT

Remember, right now you are making a thoughtful, grace-filled and brutally honest assessment of your church, your team and your lives. You'll collect thoughts on how to apply this along the way, but you won't make any decision on your future direction until your final lesson.

1. Let's go back to our Home Depot motto from the Introduction. Take a minute and place a check mark next to each of the statements below that apply to your church.

### THE "WE CAN BUILD IT. YOU CAN HELP." APPROACH TO INVESTIGATING THE DESIGN

- We help disciples Investigate their Design, so they can find a volunteer opportunity that intersects their God-given gifts, passions and story.
- First of all, the Ministry of the Church includes a wide-range of programs for people to participate in.
- The primary place for ministry is at our building or the locations of other organizations we partner with through programs and events. The direction of our church is "Come, join us!"

### THE "YOU CAN BUILD IT. WE CAN HELP." APPROACH TO INVESTIGATING THE DESIGN OF MORE

- We will *equip* you, as a disciple of Jesus, to investigate your unique Design, so you can discover your one-of-a-kind Masterpiece Mission.
- First of all, the Ministry of the Church is all the people of God activated in their unique Masterpiece Missions, revealing the fullness of Jesus.
- The primary place for ministry is in every corner of culture and every sphere of society. The direction of our church is "Go and be!"







# LESSON 02

## CONVERSATION GUIDE

2. Which ones did you check? Unpack why.
3. How balanced are you between the two approaches? Which ones are you biased toward?
4. Approximately what percentage of your people have discovered their personal calling?
5. Approximately what percentage of your people are equipped and deployed into their unique personal calling?
6. What is your process to help people both live in common by serving the internal needs of the body and live deployed in their personal calling?
7. The Westside Family Church provided an example of how one movement is working out the approach of “You Can Build It. We Can Help.” What were your impressions as you watched the Case Study of Westside?





# LESSON 02

*MADE TO BE MORE*

## TEAM ASSESSMENT

1. How would you rate your commitment as a team to the “You Can Build It. We Can Help.” approach of Investigating the Design?
2. What, if any, parts of P.R.I.D.E are holding you back?

## **PURSuing THE SHIFT: FROM MORE VOLUNTEERS ... TO MORE MASTERPIECES** **20 MINUTES**

### TEAM NOTES

Add your team’s conclusions in this section into the master list highlighted in the previous section.

The “Shift” section is intended to build on the previous Team Perspective section and help you start the process of moving from good ideas and intentions about “investigating the design” and shifting from “more volunteers” to “more masterpieces” into tangible action.

These six essential shifts collectively integrate to create a culture of Mobilization God’s Way. In each of the six core lessons, you are looking at one shift to discern (1) where you are as a church today, (2) what mobilization in your church could look like in five years if you fully embraced the shift and (3) specific issues that would need to be addressed to make the shift successful.

### **In this lesson, you are focused on the shift: FROM MORE VOLUNTEERS ... TO MORE MASTERPIECES!**

The following exercise and questions are not intended to finalize your actions, but it is instead meant to get you thinking toward the future and unified on some core conclusions and convictions. You will be working through the six shifts leading up to your final lesson (Lesson 7) where you will seek to integrate what you’ve learned into a priority list of actions to investigate and pursue. For now, don’t be limited by what you think you can and cannot do. Rather, dream about a future in which this shift becomes a reality.





# LESSON 02

## CONVERSATION GUIDE

### DISCUSSION QUESTIONS

1. Read through the following distinctions between **more volunteers** and **more masterpieces**. Assess where you are as a church on the spectrum of “more volunteers” versus “more masterpieces.”

#### MORE VOLUNTEERS MEANS...

- Ministry equals volunteerism a few hours a month.
- Engaging ministry requires people to join a program of the local church or partner organization.
- Seeing the people as a means to an end to run the programs of the church and in so doing, fulfill “the vision” of “the church” that is defined corporately by a few.

#### MORE MASTERPIECES MEANS...

- Ministry equals all of life and happens mostly where we live, work, learn and play.
- Engaging ministry requires everyone to be a disciple who makes disciples first; and secondly, it requires disciples to fulfill their personal calling.
- Seeing the staff as the means to equip the people to discover their personal calling and deploying them to the best places for that calling.

2. Is this a shift that is worth the effort to pursue and to see put in place? How important is it to you? Why or why not?





# LESSON 02

*MADE TO BE MORE*

3. In five years from now, if you were mobilizing God's people, God's way with an approach that was rooted in "more masterpieces" rather than "more volunteers," what would that look like? What would the characteristics of success be? What benefits? Create a list of characteristics that collectively describes a preferable future.
4. What challenges and obstacles would you face?
5. What specific issues do you know would need to be addressed?
6. Are there actions you already know you'd need to take that can be identified now? Any that you suspect are needed but need more investigation? Highlight them in your list.

**AT THIS POINT, YOU'RE JUST COLLECTING IDEAS.  
YOU SHOULDN'T MAKE ANY DECISIONS UNTIL LESSON 7.**

## **NEXT WEEK**

Next week we move on to Ephesians 3, Move #3 and Essential Shift #3. Be sure that you have the Participant's Guide for Lesson 3 and that you understand what work is to be completed before the next gathering.

- Read Ephesians 3 and Lesson 3. Journal your observations.
- Watch Video #7 (Rob Wegner and John Mark Comer on Ephesians 3).
- Watch Video #8 (Case Study of Bridgetown Church).

## **CLOSING PRAYER**



**MADE FOR MORE**

---